




Powering Business Worldwide


Eaton XT Non-Combination Plug & Play




Contactor Assembly



Overload



Transformer



Control Kit

Ordering Guide

- 1) Select the contactor assembly.
- 2) Choose an overload if required: XTOB Thermal, or XTOE Electronic type.
- 3) Add transformer / separate control.
- 4) Add M22 cover control as required.
- 5) Optional selection of auxiliary contact.

Step 1: Enclosed Non-Combination Plug & Play XT Contactor / Starter

MAX UL HP						MAX UL CUR. @ 600 Vac AC-3	600 Vac IEC 947 Thermal Current AC-1	NEMA 1,12,3R Enclosed Contactor CAT#	Enclosure NEMA 1, 12, 3R	Frame Size	Control Voltage	Enclosure Dimensions (WxHxD)
120 Vac,1Ø	240 Vac,1Ø	208 Vac,3Ø	240 Vac,3Ø	480 Vac,3Ø	600 Vac,3Ø							
1	3	5	5	10	10	15.5	20	EPPXT05B1	1	B	120 Vac	7.73x12.60x6.00
3	5	10	10	20	25	32	40	EPPXT05C1	1	C	120 Vac	7.73x12.60x6.00
3	7.5	15	15	30	40	50	65	EPPXT05D1	1	D	120 Vac	7.73x12.60x6.00
1	3	5	5	10	10	15.5	20	EPPXT05E1T	1	B	24 Vac	7.73x12.60x6.00
3	5	10	10	20	25	32	40	EPPXT05H1T	1	C	24 Vac	7.73x12.60x6.00
3	7.5	15	15	30	40	50	65	EPPXT05K1T	1	D	24 Vac	7.73x12.60x6.00
1	3	5	5	10	10	15.5	20	EPPXT05E	12/3R	B	120 Vac	12.5x14x6.62
3	5	10	10	20	25	32	40	EPPXT05H	12/3R	C	120 Vac	12.5x14x6.62
3	7.5	15	15	30	40	50	65	EPPXT05K	12/3R	D	120 Vac	12.5x14x6.62
1	3	5	5	10	10	15.5	20	EPPXT05ET	12/3R	B	24 Vac	12.5x14x6.62
3	5	10	10	20	25	32	40	EPPXT05HT	12/3R	C	24 Vac	12.5x14x6.62
3	7.5	15	15	30	40	50	65	EPPXT05KT	12/3R	D	24 Vac	12.5x14x6.62

Step 2 : Overload Relay Options XTOB Thermal Overloads

Overload Selection Frame B Overloads	Overload Trip Range in Amperes
XTOBP40BC1	0.25 - 0.40
XTOBP60BC1	0.40 - 0.60
XTOB001BC1	0.60 - 1.00
XTOB1P6BC1	1.00 - 1.60
XTOB2P4BC1	1.60 - 2.40
XTOB004BC1	2.40 - 4.00
XTOB006BC1	4.00 - 6.00
XTOB010BC1	6.00 - 10.00
XTOB012BC1	9.00 - 12.00
XTOB016BC1	12.00 - 16.00
Frame C Overloads	
XTOB016CC1	10.0 - 16.0
XTOB024CC1	16.0 - 24.0
XTOB032CC1	24.0 - 32.0
Frame D Overloads	
XTOB024DC1	16.0 - 24.0
XTOB040DC1	24.0 - 40.0
XTOB057DC1	40.0 - 57.0
XTOE Electronic Overloads	
Overload Selection Frame B Overloads	Overload Trip Range in Amperes
XTOE1P4BCS	0.33 - 1.65
XTOE005BCS	1.00 - 5.00
XTOE020BCS	4.00 - 20.0
Frame C Overloads	
XTOE020CCS	4.00 - 20.0
XTOE045CCS	9.0 - 45.0
Frame D Overloads	
XTOE045DC1	9.0 - 45.0

Step 3: Transformer Kits and Separate Control Kits

Transformer Kits and Separate Control Kits	Catalogue Number	Secondary Voltage
Transformer kit 208/120 V (Primary fused)	EPTX208P	120 Vac
Transformer kit 240/120 V (Primary fused)	EPTX240P	120 Vac
Transformer kit 480/120 V (Primary fused)	EPTX480P	120 Vac
Transformer kit 600/120 V (Primary fused)	EPTX600P	120 Vac
Transformer kit 208/24 V (Primary fused)	EPTX208PT	24 Vac
Transformer kit 240/24 V (Primary fused)	EPTX240PT	24 Vac
Transformer kit 480/24 V (Primary fused)	EPTX480PT	24 Vac
Transformer kit 600/24 V (Primary fused)	EPTX600PT	24 Vac
Transformer kit 120/24 V (Primary fused)	EPTX120PT	24 Vac
Separate Supply Control Kit(120V)	EP120P	120 Vac
Separate Supply Control Kit(24)	EP24P	24 Vac

Step 4: M22 Cover Control Kits

Control Kit M22	Catalogue Number 120 Vac	Catalogue Number 24 Vac
Start/Stop PB	C600M1PP	C600M1PP
Start/Stop PB. and Red Light	C600M101APP	C600M101TPP
Start/Stop S.S.	C600M13PP	C600M13PP
Start/Stop S.S. and Red Light	C600M131APP	C600M131TPP
Start/Stop S.S. and Red/Green Lights (B-C)	C600M132APP	C600M132TPP
Start/Stop S.S. and Red/Green Lights (D)	C600M132APPD	C600M132TPPD
HOA S.S.	C600M12PP	C600M12PP
HOA S.S. and Red Light	C600M121APP	C600M121TPP
HOA S.S. and Red/Green Lights (B-C)	C600M122APP	C600M122TPP
HOA S.S. and Red/Green Lights (D)	C600M122APPD	C600M122TPPD

Remote Cover Control Options

Description	Catalogue Number
No Cover Control Kit NEMA 1	NOCOVERCONT
No Cover Control Kit NEMA 12/3R	EPPNOCOVER2
Start/Stop PB. Remote Kit	M22GK1PXREM
Start/Stop S.S. Remote Kit	M22GK1PXPBREM
HOA S.S. Remote Kit	M22GK3PREM

Step 5: Auxiliary Contacts

Configuration Contacts	Selection
Frame B-C	Catalogue Number
1N0-1NC	XTCEXFAC11
2N0-2NC	XTCEXFAC22
Frame D	
1N0-1NC	XTCEXSBN11

